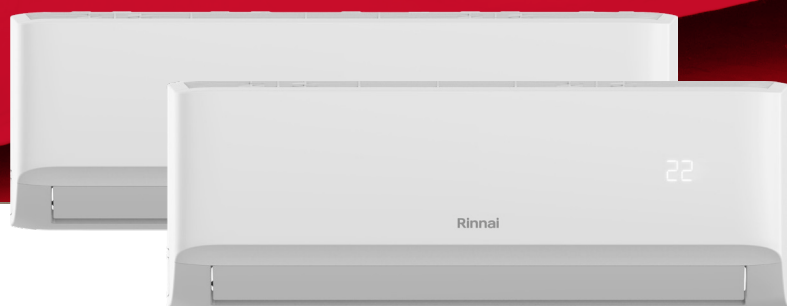



Rinnai



Inverter
Multi Split System



The perfect multi-room solution



The Rinnai Inverter Multi Split System is the simplest way to heat or cool up to five individual rooms with only one outdoor unit.

Traditionally, five rooms would require five indoor units and five outdoor units. This uses up precious outdoor space and creates an obtrusive appearance to your home.

Rinnai Multi Split Systems not only provide individual control of comfort levels in each room, but saves you money on running costs by either only heating or cooling individual rooms as required.



At Rinnai, we're all about comfort

For over 50 years, Rinnai has supplied Australian homes with a range of appliances that help people lead comfortable, safe and efficient lifestyles.

Being driven to create comfort means that we really care about our products and your experience from start to finish. We're focused on developing products with the latest technology and our level of quality is second-to-none, so you can rest assured knowing Rinnai will deliver.

Illustrative purposes only

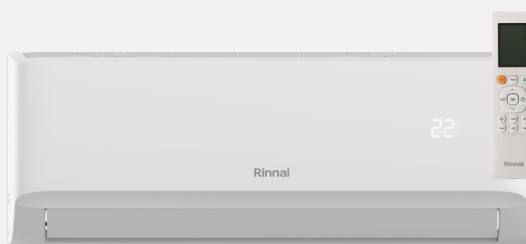
Customised Comfort

Rinnai Inverter Multi Split Systems offer 2 different indoor unit types (Wall Mounted and Slim Ducted) that can be used in a multitude of combinations. After selecting up to 5 indoor unit types, these are then paired with an outdoor unit (4 units to choose from) with capacities ranging from 7.1kW up to 13kW. With a variety of unit types and capacities available, Rinnai has a system configuration to suit virtually any requirement.


Seamless & Sleek

The sleek Rinnai Wall Mounted Split Systems feature the latest in innovation. Equipped with features including Turbo Function to quickly cool and heat the room, they discreetly operate thanks to a cleverly designed air tunnel for greater air distribution.

Come home to comfort with the Rinnai Mobile App allowing you to control your Wall Mounted Split System using Wi-Fi from anywhere with an internet or network connection.



Wall Mounted Split System



Ceiling Inbuilt Slim Ducted

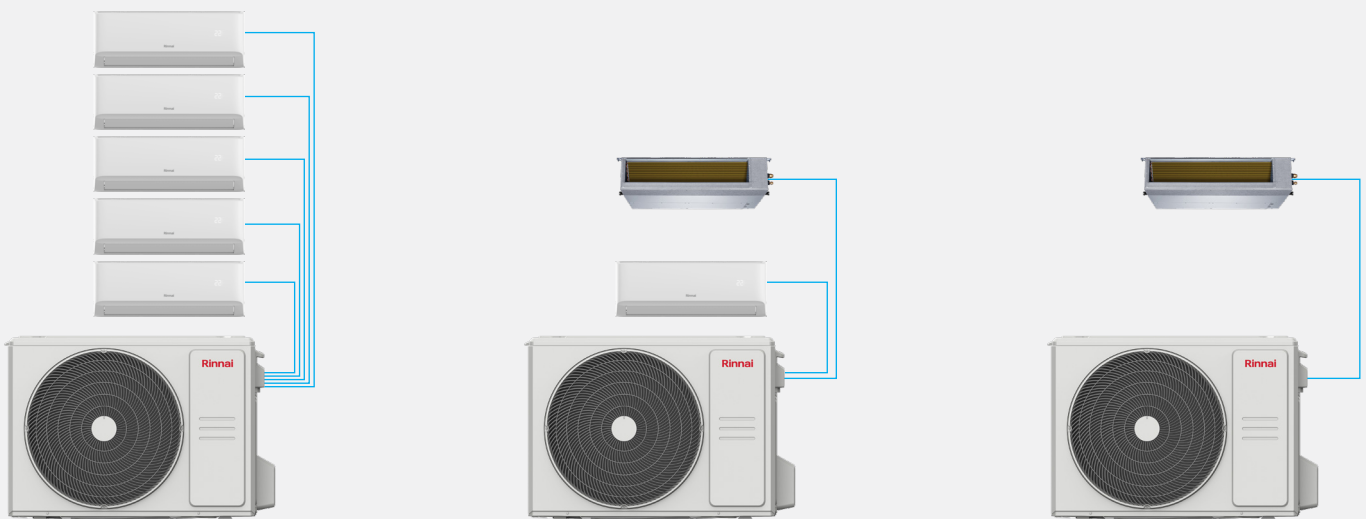
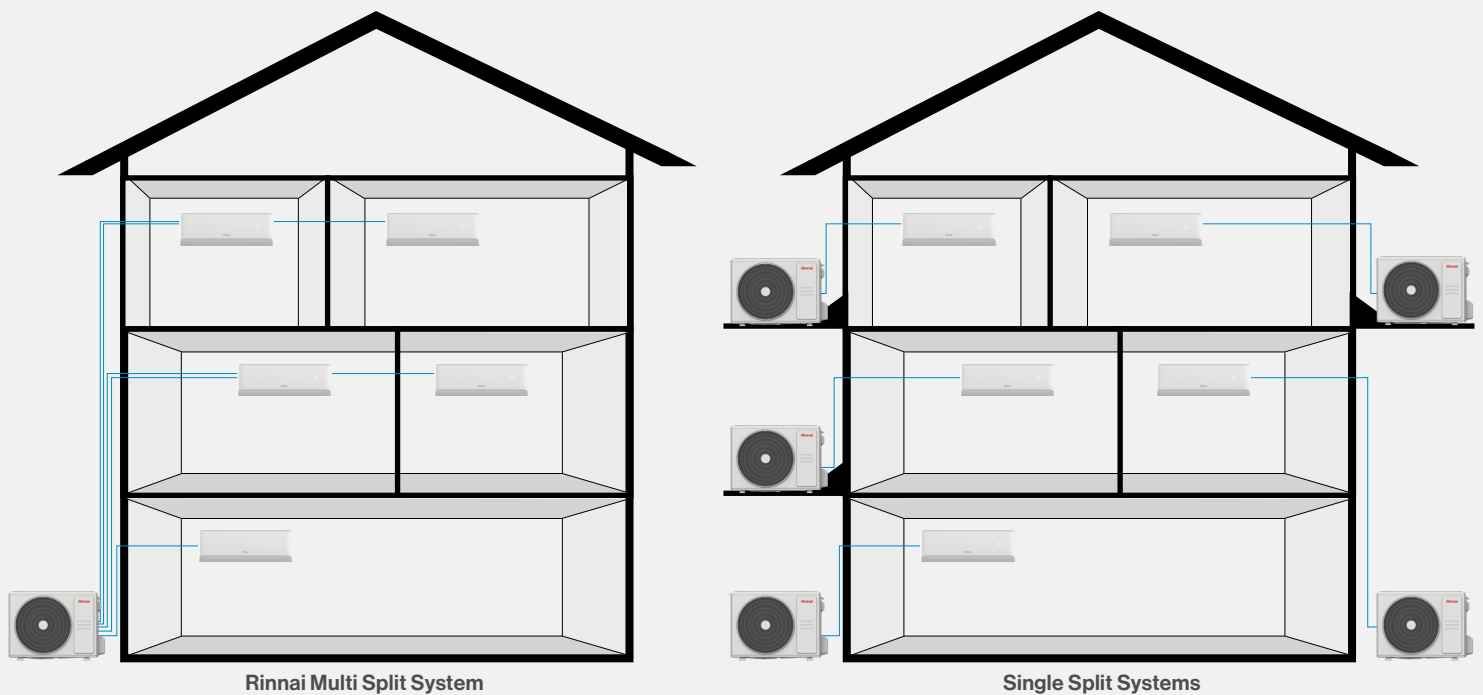
Flexible & Functional

Compact & space saving in design, the Rinnai Slim Ducted indoor units are ideal for tight spaces.

Hidden away in a bulkhead or ceiling cavity, the Slim Ducted indoor unit operates quietly, so its out of sight and out of mind.

Flexible Installation

One Rinnai outdoor unit can be connected to up to 5 indoor units which can be individually controlled. This installation option not only offers a great space saving solution, but also helps to cut down overall running costs by allowing you to decide which rooms are heated or cooled as required.



Features and Benefits



Smart 3D DC Inverter

A faster, more controlled warm-up or cool-down is achieved by the advanced inverter control systems. It combines three Direct Current (DC) motor technologies working in perfect unison to provide you with:

- Higher efficiency
- Synchronised performance
- Lower running costs in comparison to conventional air conditioners

DRED Enabled

This Demand Enabled Response (DRED) air conditioner allows your electricity provider to control the system at various pre-programmed levels, to manage your demand on the power grid during peak periods.



Wi-Fi Control**

Set your favourite temperature from anywhere and come home to ultimate comfort with our intuitive Android or Apple App. Wi-Fi comes standard with the Wall Mounted Split System and as optional extra with the Slim Ducted and Compact Cassette units.



Turbo Function†

Quickly cool in summer or swiftly warm in winter.



Sleep Mode†

Designed to control the temperature overnight to ensure high quality, comfortable sleep. Traditional sleep mode temperature control is one way; however our intelligent sleep mode system operates on two-way temperature control that modulates up and down to mimic outside ambient temperatures.



Auto Restart

Auto restart function in case of an electrical power outage provides you with complete peace of mind.



Super Fine Filter†

Provides extra protection by keeping fine particles out of the home and providing clean, cool air.



Timer

Designed to work around your lifestyle. Once set, the system will turn on and off at the specified times of the day, ensuring you wake up and come home to the perfect conditions.

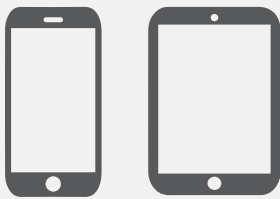
*For full terms & conditions visit www.rinnai.com.au

**Standard feature in Wall Mounted Split System & optional in Slim Ducted & Compact Cassette

†Available in Wall Mounted Split System only



Comfort at the touch of a button



Turn your Air Conditioner on or off, set your temperature, fan speed and more remotely from anywhere in the world with an Internet connection.



Your home's internet router relays requests from the App to control your Air Conditioner just like the normal remote controller.



Set your favourite temperature before you come home - enjoy the comfort and energy savings.

Available to download via:

- Google Play
- App Store



Wi-Fi Control

The Rinnai Wall Mounted Split Units feature inbuilt Wi-Fi control via the **NetHome Plus** App, with an optional Wi-Fi accessory available for the Compact Cassette and Slim Ducted Units.

Simple to activate and easy to use, the App can be downloaded via Google Play or the App Store on a compatible mobile device. Once installed and registered, you can operate your appliance on the go.

Basic functions like on/off, temperature control and fan speed can be accessed through the App. Best of all, the Wi-Fi control allows you to switch on your Air Conditioner from outside the home – creating the ultimate in convenience and comfort.

We're at your service

The National Customer Care Centre provides first class service and maintenance of your system, ensuring it's running at its highest efficiency - so you can enjoy the Rinnai experience for many years to come.

Operating 5 days a week
(Monday to Friday)

13 43 73

Technical Information



Outdoor Unit

| Multi Outdoor Unit | | | MON3H07B | MON4H09B | MON5H11B | MON5H13B |
|----------------------------------|--|---------|----------------------|-------------------|-----------------------------------|-----------------------------------|
| Number of connected Indoor Units | | Qty | 3 | 4 | 5 | 5 |
| Power Supply (To Outdoor Unit) | | V-Ph-Hz | 220-240-1-50 | | | |
| Cooling | Rated Capacity (Range) | kW | 7.5 (1.7-9.8) | 9 (1.7 - 11.5) | 11.5(2.6-11.7) | 13.0 (2.6 - 14.6) |
| | Rated Input Power | kW | 1.98 | 2.07 | 3.1 | 3.8 |
| | Rated Input Current | A | 8.9 | 10.09 | 15.65 | 16.87 |
| | AEER | W/W | 3.71 | 4.24 | 3.64 | 3.37 |
| Heating | Rated Capacity (Range) | kW | 7.4(1.8-9.6) | 9.3 (1.8 - 12.0) | 12.3 (2.6-12.3) | 13.5 (2.6 - 15.2) |
| | Rated Input Power | W | 1.59 | 2.07 | 3.1 | 3.22 |
| | Rated Input Current | A | 7.28 | 10.3 | 14.19 | 14.31 |
| | ACOP | W/W | 4.54 | 4.38 | 3.89 | 4.11 |
| Maximum Input Current | | A | 17.5 | 19 | 22 | 30 |
| Recommended Circuit Breaker | | A | 25 | 25 | 25 | 35 |
| Compressor | | Type | Inverter Twin Rotary | | | |
| Sound Power Level | | dB(A) | 66 | 68.5 | 67.9 | 72 |
| Dimensions | Net (W x D x H) | mm | 890 x 342 x 673 | 946 x 410 x 810 | 946 x 410 x 810 | 980 x 451 x 975 |
| | Gross (W x D x H) | mm | 1030 x 438 x 790 | 1090 x 500 x 935 | 1090 x 500 x 935 | 1145 x 500 x 1090 |
| | Net / Gross Weight | kg | 48.0/61.5 | 66.2/83.0 | 76.0/93.0 | 91.0 / 106.4 |
| Refrigerant Type | | | R32 | | | |
| Refrigerant Piping | Connection Size: Liquid Line | mm | 3 x Φ 6.35 | 4 x Φ 6.35 | 5 x Φ 6.35 | 5 x Φ 6.35 |
| | Connection Size: Gas | mm | 3 x Φ 9.52 | 3 x Φ 9.52 + | 4 x Φ 9.52 + 1 x Φ 12.7 | 3 x Φ 9.52 + 2 x Φ 12.7 |
| | Maximum Total System Pipe Length | m | 60 | 80 | 80 | 80 |
| | Pre-Charged Length | m | 30 | 40 | 50 | 50 |
| | Maximum Length Per Indoor Unit | m | 30 | 35 | 35 | 35 |
| | Maximum Vertical Separation Outdoor Unit ABOVE Indoor Unit | m | 10 | 10 | 10 | 10 |
| | Maximum Vertical Separation Outdoor Unit BELOW Indoor Unit | m | 15 | 15 | 15 | 15 |
| | Maximum Height Difference Between Indoor Units | m | 10 | 10 | 10 | 10 |
| | Factory Precharge | g | 1850 | 2400 | 2590 | 3600 |
| Ambient Temperature Limits | Cooling | °C | -15-50 | | | |
| Ambient Temperature Limits | Heating | °C | -25-30 | | | |

Technical Information

Wall Mounted



| Wall Mounted Split System | | | HINRP20MB | HINRP26MB | HINRP35MB | HINRP50MB | HINRP60MB | HINRP70MB |
|--|---------------------------------------|---------|----------------------------------|---------------------------|---------------------------|----------------------------|----------------------------|-----------------------------|
| Power Supply | | V-Ph-Hz | 220-240-1-50 | | | | | |
| Cooling | Rated Capacity | kW | 2.0 | 2.6 | 3.5 | 5.0 | 6.0 | 7.15 |
| | Rated Input Power | W | 430 | 530 | 790 | 1280 | 1750 | 1920 |
| | Rated Input Current | A | 0.17 | 0.17 | 0.17 | 0.33 | 0.33 | 0.62 |
| Heating | Rated Capacity | kW | 2.2 | 2.7 | 4.0 | 5.4 | 6.5 | 7.8 |
| | Rated Input Power | W | 460 | 510 | 830 | 1340 | 1686 | 1990 |
| | Rated Input Current | A | 0.17 | 0.17 | 0.17 | 0.33 | 0.33 | 0.87 |
| Airflow (Turbo / Hi / Med / Lo) | | L/s | 153 / 128 / 94 / 75 / 47 | 175 / 139 / 100 / 83 / 56 | 183 / 147 / 106 / 86 / 58 | 264 / 222 / 167 / 139 / 89 | 264 / 222 / 167 / 139 / 89 | 382 / 303 / 250 / 229 / 147 |
| Sound Pressure (Turbo / Hi / Med / Lo) @1.4m | | dB(A) | 43 / 38 / 31 / 30 / 25 | 46 / 39 / 32 / 30 / 24 | 46 / 39 / 32 / 30 / 24 | 47 / 44 / 38 / 34 / 28 | 47 / 44 / 38 / 34 / 28 | 57 / 45 / 39 / 33 / 29 |
| Dimensions | Net (W x D x H) | mm | 729 x 200 x 291 | 802 x 200 x 295 | 802 x 200 x 295 | 971 x 228 x 321 | 971 x 228 x 321 | 1082 x 234 x 337 |
| | Gross (W x D x H) | mm | 965 x 282 x 370 | 1010 x 385 x 312 | 1010 x 385 x 312 | 1067 x 312 x 385 | 1067 x 312 x 385 | 1205 x 317 x 400 |
| | Net / Gross Weight | kg | 8 / 10 | 8 / 11 | 8 / 11 | 11 / 14 | 11 / 14 | 13 / 17 |
| | Refrigeration Pipe Size: Liquid / Gas | mm | Φ6.35 / Φ9.52 | Φ6.35 / Φ9.52 | Φ6.35 / Φ9.52 | Φ6.35 / Φ12.7 | Φ6.35 / Φ12.7 | Φ6.35 + Φ15.9 |
| Controller | | Type | Wireless Remote Control Standard | | | | | |
| Operating Range | Cooling | °C | 16 - 32 | | | | | |
| | Heating | °C | 0 - 30 | | | | | |
| Wi-Fi Compatibility | | | Standard | | | | | |

Slim Ducted



| Slim Ducted | | | DINSD26MB | DINSD35MB | DINSD50MB | DINSD70MB |
|---------------------------------------|---------------------------------------|---------|------------------------------|-----------------|------------------|------------------|
| Power Supply | | V-Ph-Hz | 220-240-1-50 | | | |
| Cooling | Rated Capacity | kW | 2.6 | 3.5 | 5.2 | 7.1 |
| | Rated Input Power | W | 180 | 185 | 200 | 200 |
| | Rated Input Current | A | 1.1 | 1.1 | 1.3 | 1.3 |
| Heating | Rated Capacity | kW | 2.9 | 3.8 | 5.5 | 7.3 |
| | Rated Input Power | W | 180 | 185 | 200 | 200 |
| | Rated Input Current | A | 1.1 | 1.1 | 1.3 | 1.3 |
| Airflow (Hi / Med / Lo) | | L/s | 500 / 340 / 230 | 500 / 340 / 230 | 600 / 480 / 300 | 880 / 650 / 350 |
| Maximum External Static Pressure (Hi) | | Pa | 60 | 60 | 100 | 160 |
| Sound Pressure (Hi / Med / Lo) @1.4m | | dB(A) | 40 / 34 / 27 | 40 / 34 / 27 | 40 / 34 / 27 | 41 / 38 / 33 |
| Dimensions | Net (W x D x H) | mm | 700 x 506 x 200 | 700 x 506 x 200 | 880 x 674 x 210 | 1100 x 774 x 249 |
| | Gross (W x D x H) | mm | 860 x 540 x 285 | 860 x 540 x 285 | 1070 x 725 x 280 | 1305 x 805 x 315 |
| | Net / Gross Weight | kg | 18 / 22 | 18 / 22 | 24 / 29 | 32 / 39 |
| | Supply Air Duct Connection (W x H) | mm | 537 x 152 | 537 x 152 | 706 x 136 | 926 x 175 |
| | Return Air Duct Connection (W x H) | mm | 599 x 186 | 599 x 186 | 782 x 190 | 1001 x 228 |
| | Refrigeration Pipe Size: Liquid / Gas | mm | Φ6.35 / Φ9.52 | Φ6.35 / Φ9.52 | Φ6.35 / Φ9.52 | Φ9.52 + Φ15.9 |
| Condensate Drain Pump Connection | | mm | OD Φ25 | | | |
| Controller | | Type | Wired Controller - 12m Cable | | | |
| Operating Range | Cooling | °C | 17 - 32 | | | |
| | Heating | °C | 0 - 30 | | | |
| Wi-Fi Compatibility | | | Optional | | | |



Combination Table

For outdoor unit: MON3H07B

| Indoor Units | 2.0kW | 2.6kW | 3.5kW | 5.0kW | 6.0kW | 7.0kW |
|--------------|-----------|-----------|-----------|-----------|-----------|-----------|
| Wall Mounted | HINRP20MB | HINRP26MB | HINRP35MB | HINRP50MB | HINRP60MB | HINRP70MB |
| Slim Ducted | | DINSD26MB | DINSD35MB | DINSD50MB | | DINSD70MB |

| Indoor Unit Combinations | | | | Cooling | | | | | | Heating | | | | | |
|--------------------------|--------|--------|--------|-----------------------------------|--------|--------|----------------------|-------|-------|-----------------------------------|--------|--------|----------------------|-------|-------|
| Unit ID | | | | Capacity of each Indoor Unit (kW) | | | System Capacity (kW) | | | Capacity of each Indoor Unit (kW) | | | System Capacity (kW) | | |
| Operation | Unit A | Unit B | Unit C | Room A | Room B | Room C | Min | Rated | Max | Room A | Room B | Room C | Min | Rated | Max |
| 1 Unit | 2.0kW | | | 2.85 | | | 1.71 | 2.85 | 3.65 | 2.96 | | | 1.78 | 2.96 | 3.79 |
| | 2.6kW | | | 3.16 | | | 2.05 | 3.16 | 4.04 | 3.28 | | | 2.13 | 3.28 | 4.20 |
| | 3.5kW | | | 3.68 | | | 2.39 | 3.68 | 4.71 | 3.75 | | | 2.44 | 3.75 | 4.80 |
| | 5.0kW | | | 5.05 | | | 3.13 | 5.05 | 6.46 | 5.22 | | | 3.24 | 5.22 | 6.68 |
| | 6.0kW | | | 6.10 | | | 3.66 | 6.10 | 7.81 | 6.15 | | | 3.81 | 6.15 | 7.87 |
| 2 Units | 2.0kW | 2.0kW | | 2.43 | 2.43 | | 3.01 | 4.86 | 5.59 | 2.56 | 2.56 | | 3.17 | 5.12 | 5.89 |
| | 2.0kW | 2.6kW | | 2.28 | 2.97 | | 3.26 | 5.25 | 6.04 | 2.37 | 3.08 | | 3.38 | 5.45 | 6.27 |
| | 2.0kW | 3.5kW | | 2.22 | 3.54 | | 3.57 | 5.76 | 6.62 | 2.21 | 3.53 | | 3.56 | 5.74 | 6.60 |
| | 2.0kW | 5.0kW | | 2.07 | 5.17 | | 4.49 | 7.24 | 8.33 | 1.95 | 4.88 | | 4.23 | 6.83 | 7.85 |
| | 2.6kW | 2.6kW | | 2.73 | 2.73 | | 3.38 | 5.45 | 6.27 | 2.79 | 2.79 | | 3.46 | 5.58 | 6.42 |
| | 2.6kW | 3.5kW | | 2.80 | 3.44 | | 3.87 | 6.24 | 7.18 | 2.63 | 3.23 | | 3.63 | 5.86 | 6.74 |
| | 2.6kW | 5.0kW | | 2.39 | 4.61 | | 4.34 | 7.00 | 8.05 | 2.51 | 4.83 | | 4.55 | 7.34 | 8.44 |
| | 3.5kW | 3.5kW | | 3.70 | 3.70 | | 4.59 | 7.40 | 8.51 | 3.36 | 3.36 | | 4.17 | 6.72 | 7.73 |
| | 3.5kW | 5.0kW | | 3.11 | 5.15 | | 5.12 | 8.26 | 9.50 | 3.12 | 5.16 | | 5.13 | 8.28 | 9.52 |
| | 2.0kW | 6.0kW | | 1.97 | 6.01 | | 4.95 | 7.98 | 9.18 | 2.00 | 6.12 | | 5.03 | 8.12 | 9.34 |
| | 2.6kW | 6.0kW | | 2.37 | 5.89 | | 5.12 | 8.26 | 9.50 | 3.09 | 5.31 | | 5.21 | 8.40 | 9.66 |
| 3.5kW | 6.0kW | | 3.08 | 5.36 | | 5.23 | 8.44 | 9.71 | 2.88 | 5.76 | | 5.36 | 8.64 | 9.94 | |
| 3 Units | 2.0kW | 2.0kW | 2.0kW | 2.20 | 2.20 | 2.20 | 4.09 | 6.60 | 7.59 | 2.27 | 2.27 | 2.27 | 4.22 | 6.80 | 7.82 |
| | 2.0kW | 2.0kW | 2.6kW | 2.04 | 2.04 | 2.65 | 4.17 | 6.72 | 7.73 | 2.10 | 2.10 | 2.73 | 4.29 | 6.92 | 7.96 |
| | 2.0kW | 2.0kW | 3.5kW | 2.01 | 2.01 | 3.22 | 4.50 | 7.25 | 8.34 | 2.07 | 2.07 | 3.31 | 4.62 | 7.45 | 8.57 |
| | 2.0kW | 2.0kW | 5.0kW | 1.82 | 1.82 | 4.54 | 5.07 | 8.18 | 9.41 | 1.80 | 1.80 | 4.78 | 5.20 | 8.38 | 9.64 |
| | 2.0kW | 2.0kW | 6.0kW | 1.68 | 1.68 | 5.13 | 5.27 | 8.50 | 9.78 | 1.64 | 2.14 | 5.02 | 5.46 | 8.80 | 10.12 |
| | 2.0kW | 2.6kW | 2.6kW | 2.08 | 2.71 | 2.71 | 4.65 | 7.50 | 8.63 | 2.22 | 2.89 | 2.89 | 4.96 | 8.00 | 9.20 |
| | 2.0kW | 2.6kW | 3.5kW | 2.05 | 2.66 | 3.27 | 4.95 | 7.98 | 9.18 | 2.10 | 2.73 | 3.36 | 5.07 | 8.18 | 9.41 |
| | 2.0kW | 2.6kW | 5.0kW | 1.76 | 2.29 | 4.40 | 5.23 | 8.44 | 9.71 | 1.80 | 2.34 | 4.50 | 5.36 | 8.64 | 9.94 |
| | 2.0kW | 2.6kW | 6.0kW | 1.63 | 2.11 | 4.96 | 5.39 | 8.70 | 10.01 | 1.57 | 2.75 | 4.88 | 5.70 | 9.20 | 10.58 |
| | 2.0kW | 3.5kW | 3.5kW | 1.85 | 3.24 | 3.24 | 5.17 | 8.34 | 9.59 | 1.90 | 3.32 | 3.32 | 5.29 | 8.54 | 9.82 |
| | 2.0kW | 3.5kW | 5.0kW | 1.63 | 2.85 | 4.07 | 5.30 | 8.55 | 9.83 | 1.69 | 2.95 | 4.21 | 5.49 | 8.85 | 10.18 |
| | 2.0kW | 3.5kW | 6.0kW | 1.54 | 2.69 | 4.77 | 5.58 | 9.00 | 10.35 | 1.98 | 2.67 | 4.65 | 5.77 | 9.30 | 10.70 |
| | 2.6kW | 2.6kW | 2.6kW | 2.50 | 2.50 | 2.50 | 4.65 | 7.50 | 8.63 | 2.47 | 2.47 | 2.47 | 4.59 | 7.40 | 8.51 |
| | 2.6kW | 2.6kW | 3.5kW | 2.47 | 2.47 | 3.32 | 5.12 | 8.26 | 9.50 | 2.53 | 2.53 | 3.40 | 5.25 | 8.46 | 9.73 |
| | 2.6kW | 2.6kW | 5.0kW | 2.17 | 2.17 | 4.17 | 5.27 | 8.50 | 9.78 | 2.20 | 2.20 | 4.24 | 5.36 | 8.64 | 9.94 |
| | 2.6kW | 2.6kW | 6.0kW | 2.09 | 2.09 | 4.91 | 5.64 | 9.10 | 10.47 | 2.56 | 2.56 | 4.47 | 5.95 | 9.60 | 11.04 |
| | 2.6kW | 3.5kW | 3.5kW | 2.29 | 3.08 | 3.08 | 5.23 | 8.44 | 9.71 | 2.34 | 3.15 | 3.15 | 5.36 | 8.64 | 9.94 |
| | 2.6kW | 3.5kW | 5.0kW | 2.07 | 2.79 | 3.99 | 5.49 | 8.85 | 10.18 | 2.08 | 2.81 | 4.01 | 5.52 | 8.90 | 10.24 |
| | 2.6kW | 3.5kW | 6.0kW | 1.96 | 2.64 | 4.60 | 5.70 | 9.20 | 10.58 | 2.12 | 2.12 | 4.97 | 5.70 | 9.20 | 10.58 |
| | 3.5kW | 3.5kW | 3.5kW | 2.85 | 2.85 | 2.85 | 5.30 | 8.55 | 9.83 | 2.95 | 2.95 | 2.95 | 5.49 | 8.85 | 10.18 |
| 3.5kW | 3.5kW | 5.0kW | 2.80 | 2.80 | 3.20 | 5.46 | 8.80 | 10.12 | 1.72 | 1.72 | 5.25 | 5.39 | 8.70 | 10.01 | |
| 3.5kW | 3.5kW | 6.0kW | 2.54 | 2.54 | 4.42 | 5.89 | 9.50 | 10.93 | 2.56 | 2.56 | 4.47 | 5.95 | 9.60 | 11.04 | |

Combination Table

For outdoor unit: MON4H09B

| Indoor Units | 2.0kW | 2.6kW | 3.5 kW | 5.0 kW | 6.0 kW | 7.0kW |
|--------------|-----------|-----------|-----------|-----------|-----------|-----------|
| Wall Mounted | HINRP20MB | HINRP26MB | HINRP35MB | HINRP50MB | HINRP60MB | HINRP70MB |
| Slim Ducted | | DINSD26MB | DINSD35MB | DINSD50MB | | DINSD70MB |

| Indoor Unit Combinations | | | | | Cooling | | | | | | | Heating | | | | | | |
|--------------------------|--------|--------|--------|--------|-----------------------------------|--------|--------|--------|----------------------|-------|-------|-----------------------------------|--------|--------|--------|----------------------|-------|-------|
| Unit ID | | | | | Capacity of each Indoor Unit (kW) | | | | System Capacity (kW) | | | Capacity of each Indoor Unit (kW) | | | | System Capacity (kW) | | |
| Operation | Unit A | Unit B | Unit C | Unit D | Room A | Room B | Room C | Room D | Min | Rated | Max | Room A | Room B | Room C | Room D | Min | Rated | Max |
| 1 Unit | 2.0kW | | | | 2.85 | | | | 1.71 | 2.85 | 3.65 | 2.96 | | | | 1.78 | 2.96 | 3.79 |
| | 2.6kW | | | | 3.16 | | | | 2.05 | 3.16 | 4.04 | 3.28 | | | | 2.13 | 3.28 | 4.20 |
| | 3.5kW | | | | 3.68 | | | | 2.39 | 3.68 | 4.71 | 3.75 | | | | 2.44 | 3.75 | 4.80 |
| | 5.0kW | | | | 5.15 | | | | 3.09 | 5.15 | 6.59 | 5.22 | | | | 3.24 | 5.22 | 6.68 |
| | 6.0kW | | | | 6.10 | | | | 3.66 | 6.10 | 7.81 | 6.23 | | | | 3.75 | 6.23 | 7.23 |
| | 7.0kW | | | | 7.08 | | | | 4.39 | 7.08 | 9.06 | 6.55 | | | | 4.06 | 6.55 | 8.38 |
| 2 Units | 2.0kW | 2.0kW | | | 2.43 | 2.43 | | | 3.01 | 4.86 | 5.59 | 2.56 | 2.56 | | | 3.17 | 5.12 | 5.89 |
| | 2.0kW | 2.6kW | | | 2.28 | 2.97 | | | 3.26 | 5.25 | 6.04 | 2.37 | 3.08 | | | 3.38 | 5.45 | 6.27 |
| | 2.0kW | 3.5kW | | | 2.22 | 3.54 | | | 3.57 | 5.76 | 6.62 | 2.21 | 3.53 | | | 3.56 | 5.74 | 6.60 |
| | 2.0kW | 5.0kW | | | 1.87 | 4.67 | | | 4.05 | 6.54 | 7.52 | 1.95 | 4.88 | | | 4.23 | 6.83 | 7.85 |
| | 2.0kW | 6.0kW | | | 1.73 | 5.27 | | | 2.94 | 7.00 | 8.54 | 2.02 | 6.16 | | | 3.44 | 8.18 | 9.98 |
| | 2.0kW | 7.0kW | | | 1.73 | 6.07 | | | 3.28 | 7.80 | 9.52 | 1.86 | 6.52 | | | 3.52 | 8.38 | 10.22 |
| | 2.6kW | 2.6kW | | | 2.73 | 2.73 | | | 2.29 | 5.45 | 6.65 | 2.79 | 2.79 | | | 2.34 | 5.58 | 6.81 |
| | 2.6kW | 3.5kW | | | 2.80 | 3.44 | | | 2.62 | 6.24 | 7.61 | 2.63 | 3.23 | | | 2.46 | 5.86 | 7.15 |
| | 2.6kW | 5.0kW | | | 2.31 | 4.44 | | | 2.84 | 6.75 | 8.24 | 2.51 | 4.83 | | | 3.08 | 7.34 | 8.95 |
| | 2.6kW | 5.0kW | | | 2.24 | 5.26 | | | 3.15 | 7.50 | 9.15 | 2.48 | 5.82 | | | 3.49 | 8.30 | 10.13 |
| | 6.0kW | | | 2.31 | 2.17 | 5.83 | | | 3.36 | 8.00 | 9.76 | 2.32 | 6.24 | | | 3.60 | 8.56 | 10.44 |
| | 2.24 | 4.44 | | | 3.68 | 3.05 | | | 2.82 | 6.72 | 8.20 | 3.36 | 3.36 | | | 2.82 | 6.72 | 8.20 |
| | 5.26 | | | 2.84 | 3.00 | 4.28 | | | 3.06 | 7.28 | 8.88 | 3.12 | 5.16 | | | 3.48 | 8.28 | 10.10 |
| | 3.15 | 6.75 | | | 2.92 | 5.08 | | | 3.36 | 8.00 | 9.76 | 3.14 | 5.46 | | | 3.61 | 8.60 | 10.49 |
| | 7.50 | 8.24 | | | 2.70 | 5.40 | | | 3.40 | 8.10 | 9.88 | 2.93 | 5.87 | | | 3.70 | 8.80 | 10.74 |
| 9.15 | 2.51 | | | 4.29 | 3.80 | | | 3.40 | 8.09 | 9.87 | 4.35 | 4.35 | | | 3.65 | 8.70 | 10.61 | |
| 2.48 | 4.83 | | | 3.96 | 4.84 | | | 3.70 | 8.80 | 10.74 | 3.96 | 4.84 | | | 3.70 | 8.80 | 10.74 | |
| 5.82 | | | 3.08 | 4.42 | 4.42 | | | 3.71 | 8.84 | 10.78 | 4.42 | 4.42 | | | 3.71 | 8.84 | 10.78 | |
| 3 Units | 2.0kW | 2.0kW | 2.0kW | | 2.20 | 2.20 | 2.20 | | 2.77 | 6.60 | 8.05 | 2.27 | 2.27 | 2.27 | | 2.86 | 6.80 | 8.30 |
| | 2.0kW | 2.0kW | 2.6kW | | 2.04 | 2.04 | 2.65 | | 2.82 | 6.72 | 8.20 | 2.10 | 2.10 | 2.73 | | 2.91 | 6.92 | 8.44 |
| | 2.0kW | 2.0kW | 3.5kW | | 1.93 | 1.93 | 3.38 | | 3.05 | 7.25 | 8.85 | 2.07 | 2.07 | 3.31 | | 3.13 | 7.45 | 9.09 |
| | 2.0kW | 2.0kW | 5.0kW | | 1.82 | 1.82 | 4.54 | | 3.44 | 8.18 | 9.98 | 1.80 | 1.80 | 4.78 | | 3.52 | 8.38 | 10.22 |
| | 2.0kW | 2.0kW | 6.0kW | | 1.68 | 1.68 | 5.13 | | 3.57 | 8.50 | 10.37 | 1.70 | 1.70 | 5.19 | | 3.61 | 8.60 | 10.49 |
| | 2.0kW | 2.0kW | 7.0kW | | 1.61 | 1.61 | 5.63 | | 3.71 | 8.84 | 10.78 | 1.84 | 1.84 | 4.87 | | 3.59 | 8.54 | 10.42 |
| | 2.0kW | 2.6kW | 2.6kW | | 2.01 | 2.62 | 2.62 | | 3.05 | 7.25 | 8.85 | 2.07 | 2.69 | 2.69 | | 3.13 | 7.45 | 9.09 |
| | 2.0kW | 2.6kW | 3.5kW | | 2.05 | 2.66 | 3.27 | | 3.35 | 7.98 | 9.74 | 2.10 | 2.73 | 3.36 | | 3.44 | 8.18 | 9.98 |
| | 2.0kW | 2.6kW | 5.0kW | | 1.78 | 2.32 | 4.46 | | 3.60 | 8.56 | 10.44 | 1.78 | 2.32 | 4.46 | | 3.60 | 8.56 | 10.44 |
| | 2.0kW | 2.6kW | 6.0kW | | 1.60 | 2.08 | 4.87 | | 3.59 | 8.55 | 10.43 | 1.64 | 2.14 | 5.02 | | 3.70 | 8.80 | 10.74 |
| | 2.0kW | 2.6kW | 7.0kW | | 1.53 | 1.98 | 5.34 | | 3.72 | 8.85 | 10.80 | 1.47 | 1.91 | 5.15 | | 3.59 | 8.54 | 10.42 |
| | 2.0kW | 3.5kW | 3.5kW | | 1.85 | 3.24 | 3.24 | | 3.50 | 8.34 | 10.17 | 1.90 | 3.32 | 3.32 | | 3.59 | 8.54 | 10.42 |
| | 2.0kW | 3.5kW | 5.0kW | | 1.65 | 2.88 | 4.12 | | 3.63 | 8.65 | 10.55 | 1.65 | 2.88 | 4.12 | | 3.63 | 8.65 | 10.55 |
| | 2.6kW | 2.6kW | 2.6kW | | 2.60 | 2.60 | 2.60 | | 3.28 | 7.80 | 9.52 | 2.69 | 2.69 | 2.69 | | 3.39 | 8.06 | 9.83 |
| | 2.6kW | 2.6kW | 3.5kW | | 2.47 | 2.47 | 3.32 | | 3.47 | 8.26 | 10.08 | 2.47 | 2.47 | 3.32 | | 3.47 | 8.26 | 10.08 |
| | 2.6kW | 2.6kW | 5.0kW | | 2.19 | 2.19 | 4.22 | | 3.61 | 8.60 | 10.49 | 2.19 | 2.19 | 4.22 | | 3.61 | 8.60 | 10.49 |
| | 2.6kW | 2.6kW | 6.0kW | | 2.02 | 2.02 | 4.75 | | 3.70 | 8.80 | 10.74 | 2.03 | 2.03 | 4.76 | | 3.70 | 8.82 | 10.76 |
| | 2.6kW | 3.5kW | 3.5kW | | 2.29 | 3.08 | 3.08 | | 3.54 | 8.44 | 10.30 | 2.34 | 3.15 | 3.15 | | 3.63 | 8.64 | 10.54 |
| 2.6kW | 3.5kW | 5.0kW | | 2.07 | 2.79 | 3.99 | | 3.72 | 8.85 | 10.80 | 2.00 | 2.69 | 3.85 | | 3.59 | 8.54 | 10.42 | |
| 2.6kW | 3.5kW | 6.0kW | | 1.89 | 2.55 | 4.45 | | 3.73 | 8.89 | 10.85 | 1.90 | 2.55 | 4.45 | | 3.74 | 8.90 | 10.86 | |
| 3.5kW | 3.5kW | 3.5kW | | 2.85 | 2.85 | 2.85 | | 3.59 | 8.59 | 10.43 | 2.95 | 2.95 | 2.95 | | 3.72 | 8.85 | 10.80 | |
| 3.5kW | 3.5kW | 5.0kW | | 2.63 | 2.63 | 3.75 | | 3.78 | 9.00 | 10.98 | 2.58 | 2.58 | 3.69 | | 3.72 | 8.85 | 10.80 | |
| 4 Units | 2.0kW | 2.0kW | 2.0kW | 2.0kW | 1.90 | 1.90 | 1.90 | 1.90 | 2.45 | 7.60 | 9.27 | 2.18 | 2.18 | 2.18 | 2.18 | 2.45 | 8.72 | 10.64 |
| | 2.0kW | 2.0kW | 2.0kW | 2.6kW | 2.00 | 2.00 | 2.00 | 2.60 | 3.53 | 8.60 | 10.49 | 2.09 | 2.09 | 2.09 | 2.72 | 3.69 | 9.00 | 10.98 |
| | 2.0kW | 2.0kW | 2.0kW | 3.5kW | 1.96 | 1.96 | 1.96 | 3.14 | 3.70 | 9.03 | 11.01 | 2.02 | 2.02 | 2.02 | 3.23 | 3.81 | 9.30 | 11.35 |
| | 2.0kW | 2.0kW | 2.0kW | 5.0kW | 1.67 | 1.67 | 1.67 | 4.43 | 3.87 | 9.45 | 11.53 | 1.84 | 1.84 | 4.88 | 4.26 | 4.26 | 10.40 | 12.69 |
| | 2.0kW | 2.0kW | 2.6kW | 2.6kW | 1.90 | 1.90 | 2.47 | 2.47 | 3.58 | 8.74 | 10.66 | 1.96 | 1.96 | 2.54 | 2.54 | 3.69 | 9.00 | 10.98 |
| | 2.0kW | 2.0kW | 2.6kW | 3.5kW | 1.86 | 1.86 | 2.42 | 2.97 | 3.74 | 9.11 | 11.11 | 1.94 | 1.94 | 2.52 | 3.10 | 3.90 | 9.50 | 11.59 |
| | 2.0kW | 2.0kW | 3.5kW | 3.5kW | 1.82 | 1.82 | 2.91 | 2.91 | 3.87 | 9.45 | 11.53 | 1.92 | 1.92 | 3.08 | 3.08 | 4.10 | 10.00 | 12.20 |
| | 2.0kW | 2.6kW | 2.6kW | 2.6kW | 1.86 | 2.41 | 2.41 | 2.41 | 3.73 | 9.10 | 11.10 | 1.90 | 2.47 | 2.47 | 2.47 | 3.81 | 9.30 | 11.35 |
| | 2.0kW | 2.6kW | 2.6kW | 3.5kW | 1.77 | 2.30 | 2.30 | 2.83 | 3.77 | 9.20 | 11.22 | 1.86 | 2.41 | 2.41 | 2.97 | 3.96 | 9.65 | 11.77 |
| | 2.0kW | 2.6kW | 3.5kW | 3.5kW | 1.69 | 2.20 | 2.71 | 2.71 | 3.81 | 9.30 | 11.35 | 1.89 | 2.46 | 3.03 | 3.03 | 4.26 | 10.40 | 12.69 |
| | 2.6kW | 2.6kW | 2.6kW | 2.6kW | 2.29 | 2.29 | 2.29 | 2.29 | 3.75 | 9.15 | 11.16 | 2.40 | 2.40 | 2.40 | 2.40 | 3.94 | 9.60 | 11.71 |
| | 2.6kW | 2.6kW | 2.6kW | 3.5kW | 2.26 | 2.26 | 2.26 | 2.78 | 3.92 | 9.55 | 11.65 | 2.46 | 2.46 | 2.46 | 3.03 | 4.26 | 10.40 | 12.69 |
| 2.0kW | 2.0kW | 2.6kW | 5.0kW | 1.82 | 1.82 | 2.40 | 4.70 | 4.30 | 10.74 | 13.10 | 1.85 | 1.85 | 2.50 | 4.80 | 4.51 | 11.00 | 13.42 | |

Capacities tested in accordance with AS/NZS 3823.3, with 5m interconnecting length for all attached Indoor Units. With our policy of continuous improvement, we reserve the right to change, or discontinue at any time, specifications or designs without notice.

Combination Table

For outdoor unit: MON5H11B

| Indoor Units | 2.0kW | 2.6kW | 3.5 kW | 5.0 kW | 6.0 kW | 7.0kW |
|--------------|-----------|-----------|-----------|-----------|-----------|-----------|
| Wall Mounted | HINRP20MB | HINRP26MB | HINRP35MB | HINRP50MB | HINRP60MB | HINRP70MB |
| Slim Ducted | | DINSD26MB | DINSD35MB | DINSD50MB | | DINSD70MB |

| Indoor Unit Combinations | | | | | | Cooling | | | | | | | Heating | | | | | | | | |
|--------------------------|---------|--------|--------|--------|--------|-----------------------------------|--------|--------|--------|--------|----------------------|-------|---------|-----------------------------------|--------|--------|--------|--------|----------------------|-------|-------|
| Operation | Unit ID | | | | | Capacity of each Indoor Unit (kW) | | | | | System Capacity (kW) | | | Capacity of each Indoor Unit (kW) | | | | | System Capacity (kW) | | |
| | Unit A | Unit B | Unit C | Unit D | Unit E | Room A | Room B | Room C | Room D | Room E | Min | Rated | Max | Room A | Room B | Room C | Room D | Room E | Min | Rated | Max |
| 1 Unit | 2.0kW | | | | | 2.85 | | | | | 1.71 | 2.85 | 3.71 | 2.96 | | | | | 1.78 | 2.96 | 3.55 |
| | 2.6kW | | | | | 3.16 | | | | | 1.90 | 3.16 | 3.79 | 3.28 | | | | | 1.97 | 3.28 | 3.94 |
| | 3.5kW | | | | | 3.68 | | | | | 2.21 | 3.68 | 4.42 | 3.75 | | | | | 2.25 | 3.75 | 4.50 |
| | 5.0kW | | | | | 5.05 | | | | | 3.03 | 5.05 | 5.81 | 5.22 | | | | | 3.13 | 5.22 | 6.00 |
| | 6.0kW | | | | | 6.06 | | | | | 3.64 | 6.06 | 6.97 | 6.30 | | | | | 3.78 | 6.30 | 7.25 |
| | 7.0kW | | | | | 7.08 | | | | | 4.25 | 7.08 | 8.14 | 6.55 | | | | | 3.93 | 6.55 | 7.53 |
| 2 Units | 2.0kW | 2.0kW | | | | 2.20 | 2.20 | | | | 2.64 | 4.40 | 5.06 | 2.30 | 2.60 | | | | 3.12 | 5.20 | 5.98 |
| | 2.0kW | 2.6kW | | | | 2.42 | 2.64 | | | | 3.04 | 5.06 | 5.82 | 2.40 | 3.22 | | | | 3.31 | 5.52 | 6.35 |
| | 2.0kW | 3.5kW | | | | 2.30 | 3.75 | | | | 3.63 | 6.05 | 6.96 | 2.40 | 4.20 | | | | 3.96 | 6.60 | 7.59 |
| | 2.0kW | 5.0kW | | | | 2.20 | 5.50 | | | | 3.85 | 7.70 | 8.86 | 2.30 | 5.30 | | | | 3.85 | 7.70 | 8.86 |
| | 2.0kW | 6.0kW | | | | 2.04 | 6.21 | | | | 4.13 | 8.25 | 8.33 | 2.69 | 6.63 | | | | 4.40 | 8.80 | 8.89 |
| | 2.0kW | 7.0kW | | | | 6.83 | 1.90 | | | | 4.37 | 8.73 | 9.17 | 3.12 | 2.10 | | | | 4.59 | 9.18 | 9.64 |
| | 2.6kW | 2.6kW | | | | 2.86 | 2.86 | | | | 3.43 | 5.72 | 6.58 | 3.20 | 3.12 | | | | 3.74 | 6.24 | 7.18 |
| | 2.6kW | 3.5kW | | | | 2.90 | 3.81 | | | | 3.36 | 6.71 | 7.72 | 3.05 | 4.12 | | | | 3.66 | 7.32 | 8.42 |
| | 2.6kW | 5.0kW | | | | 2.90 | 5.08 | | | | 3.99 | 7.98 | 9.18 | 2.70 | 5.31 | | | | 4.18 | 8.36 | 9.61 |
| | 2.6kW | 6.0kW | | | | 2.54 | 5.96 | | | | 4.25 | 8.50 | 8.59 | 3.57 | 6.31 | | | | 4.50 | 9.00 | 9.09 |
| | 2.6kW | 7.0kW | | | | 2.50 | 6.81 | | | | 4.66 | 9.31 | 9.78 | 4.20 | 2.70 | | | | 4.90 | 9.79 | 10.28 |
| | 3.5kW | 3.5kW | | | | 3.64 | 3.64 | | | | 3.64 | 7.28 | 8.37 | 3.80 | 4.20 | | | | 4.20 | 8.40 | 9.66 |
| | 3.5kW | 5.0kW | | | | 3.40 | 4.93 | | | | 4.17 | 8.33 | 9.58 | 3.70 | 5.13 | | | | 4.46 | 8.93 | 10.26 |
| | 3.5kW | 6.0kW | | | | 3.39 | 5.92 | | | | 4.66 | 9.31 | 9.40 | 5.70 | 6.22 | | | | 4.90 | 9.79 | 9.89 |
| | 3.5kW | 7.0kW | | | | 3.40 | 6.79 | | | | 5.09 | 10.19 | 10.69 | 5.05 | 3.70 | | | | 5.41 | 10.82 | 11.36 |
| 5.0kW | 5.0kW | | | | 4.85 | 4.85 | | | | 4.85 | 9.70 | 10.19 | 6.50 | 5.05 | | | | 5.05 | 10.10 | 10.61 | |
| 5.0kW | 7.0kW | | | | 4.20 | 6.24 | | | | 5.22 | 10.44 | 10.96 | 6.16 | 4.90 | | | | 5.70 | 11.40 | 11.97 | |
| 6.0kW | 6.0kW | | | | 5.25 | 5.25 | | | | 5.25 | 10.50 | 10.61 | 5.25 | 5.70 | | | | 5.70 | 11.40 | 11.51 | |
| 7.0kW | 7.0kW | | | | 5.95 | 5.95 | | | | 5.95 | 11.90 | 12.02 | 2.17 | 6.16 | | | | 6.16 | 12.32 | 12.44 | |
| 3 Units | 2.0kW | 2.0kW | 2.0kW | | | 2.20 | 2.20 | 2.20 | | | 3.30 | 6.60 | 7.26 | 2.40 | 2.40 | 2.40 | | | 3.60 | 7.20 | 7.92 |
| | 2.0kW | 2.0kW | 2.6kW | | | 2.20 | 2.20 | 2.86 | | | 3.63 | 7.26 | 7.99 | 2.40 | 2.40 | 3.12 | | | 3.96 | 7.92 | 8.71 |
| | 2.0kW | 2.0kW | 3.5kW | | | 2.10 | 2.10 | 3.68 | | | 3.94 | 7.88 | 8.66 | 2.40 | 2.40 | 4.20 | | | 4.50 | 9.00 | 9.90 |
| | 2.0kW | 2.0kW | 5.0kW | | | 2.10 | 2.10 | 5.25 | | | 4.73 | 9.45 | 9.92 | 2.20 | 2.20 | 5.50 | | | 4.95 | 9.90 | 10.40 |
| | 2.0kW | 2.0kW | 6.0kW | | | 1.98 | 1.98 | 6.04 | | | 5.00 | 10.00 | 11.00 | 2.18 | 2.18 | 6.64 | | | 5.50 | 11.00 | 12.10 |
| | 2.0kW | 2.0kW | 7.0kW | | | 5.55 | 1.90 | 1.90 | | | 4.68 | 9.35 | 9.82 | 6.37 | 2.15 | 2.15 | | | 5.34 | 10.67 | 11.20 |
| | 2.0kW | 2.6kW | 2.6kW | | | 2.20 | 2.86 | 2.86 | | | 3.96 | 7.92 | 8.71 | 2.40 | 3.12 | 3.12 | | | 4.32 | 8.64 | 9.50 |
| | 2.0kW | 2.6kW | 3.5kW | | | 2.10 | 2.70 | 3.71 | | | 4.25 | 8.51 | 9.36 | 2.40 | 3.10 | 4.22 | | | 4.86 | 9.72 | 10.69 |
| | 2.0kW | 2.6kW | 5.0kW | | | 2.10 | 2.65 | 4.66 | | | 4.70 | 9.41 | 9.88 | 2.30 | 2.76 | 5.50 | | | 5.28 | 10.56 | 11.09 |
| | 2.0kW | 2.6kW | 6.0kW | | | 1.89 | 2.45 | 5.76 | | | 5.05 | 10.10 | 11.11 | 2.07 | 2.69 | 6.30 | | | 5.53 | 11.05 | 12.16 |
| | 2.0kW | 2.6kW | 7.0kW | | | 5.66 | 1.80 | 2.40 | | | 4.93 | 9.86 | 10.35 | 6.45 | 2.10 | 2.70 | | | 5.63 | 11.25 | 11.81 |
| | 2.0kW | 3.5kW | 3.5kW | | | 2.08 | 3.55 | 3.55 | | | 4.59 | 9.18 | 9.64 | 2.40 | 3.90 | 4.05 | | | 5.18 | 10.35 | 10.87 |
| | 2.0kW | 3.5kW | 5.0kW | | | 2.10 | 3.60 | 4.59 | | | 5.15 | 10.29 | 10.80 | 2.20 | 3.70 | 5.13 | | | 5.51 | 11.03 | 11.58 |
| | 2.0kW | 3.5kW | 6.0kW | | | 1.78 | 3.11 | 5.42 | | | 5.15 | 10.30 | 11.33 | 2.00 | 3.50 | 6.10 | | | 5.80 | 11.60 | 12.76 |
| | 2.0kW | 3.5kW | 7.0kW | | | 5.63 | 1.80 | 3.20 | | | 5.31 | 10.63 | 11.16 | 6.43 | 2.10 | 3.60 | | | 6.06 | 12.13 | 12.73 |
| | 2.0kW | 5.0kW | 5.0kW | | | 1.80 | 4.50 | 4.50 | | | 5.40 | 10.80 | 11.34 | 2.10 | 5.07 | 5.07 | | | 6.12 | 12.24 | 12.85 |
| | 2.0kW | 5.0kW | 7.0kW | | | 5.30 | 1.80 | 4.10 | | | 5.60 | 11.20 | 11.42 | 6.30 | 1.90 | 4.40 | | | 6.30 | 12.60 | 12.85 |
| | 2.0kW | 6.0kW | 6.0kW | | | 1.54 | 4.70 | 4.70 | | | 5.48 | 10.95 | 12.05 | 1.77 | 5.41 | 5.41 | | | 6.30 | 12.60 | 13.86 |
| | 2.6kW | 2.6kW | 2.6kW | | | 2.86 | 2.86 | 2.86 | | | 4.29 | 8.58 | 9.44 | 3.12 | 3.12 | 3.12 | | | 4.68 | 9.36 | 10.30 |
| | 2.6kW | 2.6kW | 3.5kW | | | 2.76 | 2.76 | 3.62 | | | 4.57 | 9.14 | 10.05 | 2.80 | 2.80 | 3.97 | | | 4.79 | 9.57 | 10.53 |
| | 2.6kW | 2.6kW | 5.0kW | | | 2.40 | 2.40 | 4.38 | | | 4.59 | 9.18 | 10.10 | 2.65 | 2.65 | 5.41 | | | 5.36 | 10.71 | 11.78 |
| | 2.6kW | 2.6kW | 6.0kW | | | 2.37 | 2.37 | 5.56 | | | 5.15 | 10.30 | 11.33 | 2.69 | 2.69 | 6.32 | | | 5.85 | 11.70 | 12.87 |
| | 2.6kW | 2.6kW | 7.0kW | | | 5.45 | 2.40 | 2.40 | | | 5.12 | 10.25 | 10.76 | 6.31 | 2.76 | 2.76 | | | 5.92 | 11.83 | 12.43 |
| | 2.6kW | 3.5kW | 3.5kW | | | 2.63 | 3.63 | 3.63 | | | 4.94 | 9.89 | 10.88 | 2.90 | 3.83 | 3.83 | | | 5.28 | 10.56 | 11.62 |
| | 2.6kW | 3.5kW | 5.0kW | | | 2.40 | 3.30 | 4.62 | | | 5.16 | 10.32 | 10.84 | 2.70 | 3.70 | 5.26 | | | 5.83 | 11.66 | 12.24 |
| | 2.6kW | 3.5kW | 6.0kW | | | 2.22 | 2.98 | 5.20 | | | 5.20 | 10.40 | 11.44 | 2.52 | 3.39 | 5.92 | | | 5.92 | 11.83 | 13.01 |
| | 2.6kW | 3.5kW | 7.0kW | | | 5.13 | 2.30 | 3.05 | | | 5.24 | 10.48 | 11.00 | 6.50 | 2.50 | 3.45 | | | 6.22 | 12.45 | 13.07 |
| | 2.6kW | 5.0kW | 5.0kW | | | 2.31 | 4.20 | 4.20 | | | 5.36 | 10.71 | 11.25 | 2.40 | 4.91 | 4.91 | | | 6.11 | 12.22 | 12.83 |
| | 2.6kW | 6.0kW | 6.0kW | | | 1.91 | 4.49 | 4.49 | | | 5.45 | 10.90 | 11.99 | 2.28 | 5.36 | 5.36 | | | 6.50 | 13.00 | 14.30 |
| | 3.5kW | 3.5kW | 3.5kW | | | 3.36 | 3.36 | 3.36 | | | 5.04 | 10.08 | 10.58 | 3.85 | 3.85 | 3.85 | | | 5.78 | 11.55 | 12.13 |
| 3.5kW | 3.5kW | 5.0kW | | | 3.20 | 3.20 | 4.04 | | | 5.22 | 10.44 | 10.96 | 3.40 | 3.40 | 4.84 | | | 5.82 | 11.64 | 12.22 | |
| 3.5kW | 3.5kW | 7.0kW | | | 4.12 | 3.60 | 3.20 | | | 5.46 | 10.92 | 12.01 | 5.90 | 3.35 | 3.35 | | | 6.30 | 12.60 | 13.86 | |
| 3.5kW | 5.0kW | 5.0kW | | | 2.90 | 3.95 | 3.95 | | | 5.40 | 10.80 | 11.34 | 3.15 | 4.50 | 4.50 | | | 6.08 | 12.15 | 12.76 | |
| 3.5kW | 3.5kW | 6.0kW | | | 2.86 | 2.86 | 4.98 | | | 5.35 | 10.70 | 11.77 | 3.23 | 3.23 | 5.63 | | | 6.05 | 12.10 | 13.31 | |
| 3.5kW | 6.0kW | 6.0kW | | | 2.45 | 4.27 | 4.27 | | | 5.50 | 11.00 | 12.10 | 2.96 | 5.17 | 5.17 | | | 6.65 | 13.30 | 14.63 | |

| Indoor Unit Combinations | | | | | Cooling | | | | | | | | Heating | | | | | | | | |
|--------------------------|---------|--------|--------|--------|-----------------------------------|--------|--------|--------|--------|----------------------|-------|-------|-----------------------------------|--------|--------|--------|--------|----------------------|-------|-------|-------|
| Operation | Unit ID | | | | Capacity of each Indoor Unit (kW) | | | | | System Capacity (kW) | | | Capacity of each Indoor Unit (kW) | | | | | System Capacity (kW) | | | |
| | Unit A | Unit B | Unit C | Unit D | Unit E | Room A | Room B | Room C | Room D | Room E | Min | Rated | Max | Room A | Room B | Room C | Room D | Room E | Min | Rated | Max |
| 4 Units | 2.0kW | 2.0kW | 2.0kW | 2.0kW | | 2.20 | 2.20 | 2.20 | 2.20 | | 4.40 | 8.80 | 9.68 | 2.40 | 2.40 | 2.40 | 2.40 | | 4.80 | 9.60 | 10.56 |
| | 2.0kW | 2.0kW | 2.0kW | 2.6kW | | 2.10 | 2.10 | 2.10 | 2.73 | | 4.52 | 9.03 | 9.93 | 2.20 | 2.20 | 2.20 | 2.86 | | 4.73 | 9.46 | 10.41 |
| | 2.0kW | 2.0kW | 2.0kW | 3.5kW | | 2.10 | 2.10 | 2.10 | 3.68 | | 4.99 | 9.98 | 10.97 | 2.20 | 2.20 | 2.20 | 3.85 | | 5.23 | 10.45 | 11.50 |
| | 2.0kW | 2.0kW | 2.0kW | 5.0kW | | 2.05 | 2.05 | 2.05 | 4.30 | | 5.23 | 10.45 | 11.50 | 2.05 | 2.05 | 2.05 | 5.18 | | 5.67 | 11.33 | 12.46 |
| | 2.0kW | 2.0kW | 2.0kW | 6.0kW | | 1.79 | 1.79 | 1.79 | 5.44 | | 5.40 | 10.80 | 13.18 | 1.95 | 1.95 | 1.95 | 5.95 | | 5.90 | 11.80 | 13.57 |
| | 2.0kW | 2.0kW | 2.0kW | 7.0kW | | 5.80 | 1.75 | 1.75 | 1.75 | | 5.53 | 11.05 | 11.27 | 6.39 | 1.90 | 1.90 | 1.90 | | 6.05 | 12.09 | 12.33 |
| | 2.0kW | 2.0kW | 2.6kW | 2.6kW | | 2.10 | 2.10 | 2.73 | 2.73 | | 4.83 | 9.66 | 10.63 | 2.20 | 2.20 | 2.86 | 2.86 | | 5.06 | 10.12 | 11.13 |
| | 2.0kW | 2.0kW | 2.6kW | 3.5kW | | 2.05 | 2.05 | 2.70 | 3.60 | | 5.20 | 10.40 | 11.44 | 2.20 | 2.20 | 2.90 | 3.81 | | 5.56 | 11.11 | 12.22 |
| | 2.0kW | 2.0kW | 2.6kW | 5.0kW | | 1.90 | 1.90 | 2.50 | 4.37 | | 5.34 | 10.67 | 11.74 | 2.10 | 2.10 | 2.80 | 4.83 | | 5.92 | 11.83 | 13.02 |
| | 2.0kW | 2.0kW | 2.6kW | 6.0kW | | 1.73 | 1.73 | 2.25 | 5.28 | | 5.50 | 11.00 | 13.42 | 1.89 | 1.89 | 2.46 | 5.76 | | 6.00 | 12.00 | 13.80 |
| | 2.0kW | 2.0kW | 2.6kW | 7.0kW | | 5.86 | 1.75 | 1.75 | 2.20 | | 5.78 | 11.56 | 11.79 | 6.11 | 1.95 | 1.95 | 2.50 | | 6.26 | 12.51 | 12.76 |
| | 2.0kW | 2.0kW | 3.5kW | 3.5kW | | 1.90 | 1.90 | 3.32 | 3.33 | | 5.23 | 10.45 | 11.50 | 2.02 | 2.02 | 3.23 | 4.28 | | 5.78 | 11.55 | 12.71 |
| | 2.0kW | 2.0kW | 3.5kW | 5.0kW | | 1.80 | 1.80 | 3.20 | 4.45 | | 5.63 | 11.25 | 12.38 | 2.02 | 2.02 | 3.40 | 4.69 | | 6.06 | 12.13 | 13.34 |
| | 2.0kW | 2.0kW | 3.5kW | 6.0kW | | 1.71 | 1.71 | 3.00 | 5.23 | | 5.83 | 11.65 | 14.21 | 1.81 | 1.81 | 3.17 | 5.52 | | 6.15 | 12.30 | 14.15 |
| | 2.0kW | 2.0kW | 5.0kW | 5.0kW | | 1.85 | 1.85 | 4.10 | 4.10 | | 5.95 | 11.90 | 12.14 | 1.90 | 1.90 | 4.40 | 4.40 | | 6.30 | 12.60 | 12.85 |
| | 2.0kW | 2.0kW | 6.0kW | 6.0kW | | 1.63 | 1.63 | 4.97 | 4.97 | | 6.60 | 13.20 | 16.10 | 1.73 | 1.73 | 5.27 | 5.27 | | 7.00 | 14.00 | 16.10 |
| | 2.0kW | 2.6kW | 2.6kW | 2.6kW | | 2.13 | 2.72 | 2.72 | 2.72 | | 5.15 | 10.29 | 10.50 | 2.20 | 2.86 | 2.86 | 2.86 | | 5.39 | 10.78 | 11.00 |
| | 2.0kW | 2.6kW | 2.6kW | 3.5kW | | 1.95 | 2.55 | 2.55 | 3.44 | | 5.24 | 10.49 | 10.70 | 2.20 | 2.70 | 2.70 | 3.64 | | 5.62 | 11.24 | 11.46 |
| | 2.0kW | 2.6kW | 2.6kW | 5.0kW | | 1.90 | 2.50 | 2.50 | 4.08 | | 5.49 | 10.98 | 11.20 | 2.10 | 2.50 | 2.50 | 4.73 | | 5.92 | 11.83 | 12.07 |
| | 2.0kW | 2.6kW | 2.6kW | 6.0kW | | 1.75 | 2.28 | 2.28 | 5.34 | | 5.83 | 11.65 | 14.21 | 1.77 | 2.30 | 2.30 | 5.41 | | 5.90 | 11.79 | 13.56 |
| | 2.0kW | 2.6kW | 3.5kW | 3.5kW | | 1.90 | 2.45 | 3.22 | 3.22 | | 5.39 | 10.79 | 11.00 | 2.13 | 2.70 | 3.50 | 3.50 | | 5.92 | 11.83 | 12.07 |
| | 2.0kW | 2.6kW | 3.5kW | 5.0kW | | 1.80 | 2.30 | 2.90 | 4.14 | | 5.57 | 11.14 | 11.36 | 1.90 | 2.50 | 3.40 | 4.38 | | 6.09 | 12.18 | 12.43 |
| | 2.0kW | 2.6kW | 3.5kW | 6.0kW | | 1.73 | 2.25 | 3.03 | 5.28 | | 6.15 | 12.30 | 15.01 | 1.85 | 2.40 | 3.23 | 5.63 | | 6.55 | 13.10 | 15.07 |
| | 2.0kW | 2.6kW | 5.0kW | 5.0kW | | 1.60 | 2.20 | 3.94 | 3.94 | | 5.84 | 11.68 | 11.91 | 1.80 | 2.35 | 4.35 | 4.35 | | 6.42 | 12.85 | 13.10 |
| | 2.0kW | 2.6kW | 6.0kW | 6.0kW | | 1.57 | 2.04 | 4.79 | 4.79 | | 6.60 | 13.20 | 16.10 | 1.67 | 2.17 | 5.08 | 5.08 | | 7.00 | 14.00 | 16.10 |
| | 2.0kW | 3.5kW | 3.5kW | 3.5kW | | 1.83 | 3.14 | 3.14 | 3.14 | | 5.63 | 11.25 | 11.48 | 2.11 | 3.34 | 3.34 | 3.34 | | 6.06 | 12.13 | 12.37 |
| | 2.0kW | 3.5kW | 3.5kW | 5.0kW | | 1.80 | 3.10 | 3.10 | 3.90 | | 5.95 | 11.90 | 12.14 | 1.90 | 3.20 | 3.20 | 4.30 | | 6.30 | 12.60 | 12.85 |
| | 2.0kW | 3.5kW | 3.5kW | 6.0kW | | 1.72 | 3.01 | 3.01 | 5.25 | | 6.50 | 13.00 | 15.86 | 1.83 | 3.20 | 3.20 | 5.57 | | 6.90 | 13.80 | 15.87 |
| | 2.6kW | 2.6kW | 2.6kW | 2.6kW | | 2.58 | 2.57 | 2.57 | 2.58 | | 5.15 | 10.30 | 10.50 | 2.52 | 2.52 | 2.52 | 2.53 | | 5.04 | 10.09 | 10.29 |
| | 2.6kW | 2.6kW | 2.6kW | 3.5kW | | 2.52 | 2.52 | 2.52 | 3.40 | | 5.48 | 10.96 | 11.18 | 2.52 | 2.52 | 2.52 | 3.40 | | 5.48 | 10.96 | 11.18 |
| | 2.6kW | 2.6kW | 2.6kW | 5.0kW | | 2.40 | 2.40 | 2.40 | 4.06 | | 5.63 | 11.26 | 11.49 | 2.60 | 2.60 | 2.60 | 4.62 | | 6.21 | 12.42 | 12.66 |
| | 2.6kW | 2.6kW | 2.6kW | 7.0kW | | 2.16 | 2.16 | 2.16 | 5.82 | | 6.15 | 12.30 | 15.01 | 2.28 | 2.28 | 2.28 | 6.15 | | 6.50 | 13.00 | 14.95 |
| | 2.6kW | 2.6kW | 3.5kW | 3.5kW | | 2.30 | 2.30 | 3.07 | 3.07 | | 5.37 | 10.74 | 10.95 | 2.52 | 2.52 | 3.40 | 3.39 | | 5.92 | 11.83 | 12.07 |
| | 2.6kW | 2.6kW | 3.5kW | 5.0kW | | 2.30 | 2.30 | 3.10 | 3.95 | | 5.82 | 11.65 | 11.88 | 2.40 | 2.40 | 3.20 | 4.33 | | 6.17 | 12.33 | 12.58 |
| | 2.6kW | 3.5kW | 3.5kW | 3.5kW | | 2.32 | 2.94 | 2.94 | 2.94 | | 5.57 | 11.14 | 11.36 | 2.40 | 3.13 | 3.13 | 3.13 | | 5.90 | 11.79 | 12.03 |
| 2.6kW | 2.6kW | 3.5kW | 7.0kW | | 2.15 | 2.15 | 2.90 | 5.80 | | 6.50 | 13.00 | 15.86 | 2.32 | 2.32 | 3.12 | 6.24 | | 7.00 | 14.00 | 16.10 | |
| 2.6kW | 2.6kW | 2.6kW | 6.0kW | | 2.19 | 2.19 | 2.19 | 5.13 | | 5.85 | 11.70 | 14.27 | 2.39 | 2.39 | 2.39 | 5.62 | | 6.40 | 12.80 | 14.72 | |
| 2.6kW | 2.6kW | 3.5kW | 6.0kW | | 2.17 | 2.17 | 2.92 | 5.09 | | 6.18 | 12.35 | 15.07 | 2.30 | 2.30 | 3.10 | 5.40 | | 6.55 | 13.10 | 15.07 | |
| 2.6kW | 3.5kW | 3.5kW | 5.0kW | | 2.19 | 2.95 | 2.95 | 4.21 | | 6.15 | 12.30 | 15.01 | 2.33 | 3.14 | 3.14 | 4.49 | | 6.55 | 13.10 | 15.07 | |
| 2.6kW | 3.5kW | 3.5kW | 6.0kW | | 2.17 | 2.92 | 2.92 | 5.09 | | 6.55 | 13.10 | 15.98 | 2.32 | 3.12 | 3.12 | 5.44 | | 7.00 | 14.00 | 16.10 | |
| 3.5kW | 3.5kW | 3.5kW | 3.5kW | | 2.80 | 2.80 | 2.80 | 3.50 | | 5.95 | 11.90 | 12.14 | 3.15 | 3.15 | 3.15 | 3.15 | | 6.30 | 12.60 | 12.85 | |
| 3.5kW | 3.5kW | 3.5kW | 5.0kW | | 2.94 | 2.94 | 2.94 | 4.19 | | 6.50 | 13.00 | 15.86 | 3.12 | 3.12 | 3.12 | 4.45 | | 6.90 | 13.80 | 15.87 | |
| 3.5kW | 3.5kW | 3.5kW | 6.0kW | | 2.78 | 2.78 | 2.78 | 4.85 | | 6.60 | 13.20 | 16.10 | 2.95 | 2.95 | 2.95 | 5.14 | | 7.00 | 14.00 | 16.10 | |

| Indoor Unit Combinations | | | | | Cooling | | | | | | | | | Heating | | | | | | | | |
|--------------------------|---------|--------|--------|--------|---------|-----------------------------------|--------|--------|--------|--------|----------------------|-------|-------|-----------------------------------|--------|--------|--------|--------|----------------------|-------|-------|--|
| Operation | Unit ID | | | | | Capacity of each Indoor Unit (kW) | | | | | System Capacity (kW) | | | Capacity of each Indoor Unit (kW) | | | | | System Capacity (kW) | | | |
| | Unit A | Unit B | Unit C | Unit D | Unit E | Room A | Room B | Room C | Room D | Room E | Min | Rated | Max | Room A | Room B | Room C | Room D | Room E | Min | Rated | Max | |
| 5 Units | 2.0kW | 2.0kW | 2.0kW | 2.0kW | 2.0kW | 2.02 | 2.02 | 2.02 | 2.02 | 2.02 | 5.25 | 10.50 | 11.03 | 2.20 | 2.20 | 2.20 | 2.20 | 2.20 | 5.50 | 11.00 | 11.55 | |
| | 2.0kW | 2.0kW | 2.0kW | 2.0kW | 2.6kW | 1.91 | 1.91 | 1.91 | 1.91 | 2.48 | 5.30 | 10.60 | 11.13 | 2.10 | 2.10 | 2.10 | 2.10 | 2.60 | 5.50 | 11.00 | 11.55 | |
| | 2.0kW | 2.0kW | 2.0kW | 2.0kW | 3.5kW | 1.95 | 1.95 | 1.95 | 1.95 | 3.47 | 5.64 | 11.27 | 11.83 | 2.10 | 2.10 | 2.10 | 2.10 | 3.33 | 5.87 | 11.73 | 12.32 | |
| | 2.0kW | 2.0kW | 2.0kW | 2.0kW | 5.0kW | 1.74 | 1.74 | 1.74 | 1.74 | 4.76 | 5.85 | 11.70 | 12.29 | 1.90 | 1.90 | 1.90 | 1.90 | 4.75 | 6.18 | 12.35 | 12.97 | |
| | 2.0kW | 2.0kW | 2.0kW | 2.0kW | 6.0kW | 1.71 | 1.71 | 1.71 | 1.71 | 5.22 | 6.04 | 12.07 | 13.88 | 1.82 | 1.82 | 1.82 | 1.82 | 5.54 | 6.40 | 12.80 | 14.72 | |
| | 2.0kW | 2.0kW | 2.0kW | 2.6kW | 2.6kW | 1.90 | 1.90 | 1.90 | 2.58 | 2.58 | 5.43 | 10.86 | 11.41 | 1.90 | 1.90 | 1.90 | 2.58 | 2.58 | 5.43 | 10.86 | 11.41 | |
| | 2.0kW | 2.0kW | 2.0kW | 2.6kW | 3.5kW | 1.90 | 1.90 | 1.90 | 2.50 | 3.30 | 5.75 | 11.50 | 12.07 | 1.90 | 1.90 | 1.90 | 2.50 | 3.30 | 5.75 | 11.50 | 12.07 | |
| | 2.0kW | 2.0kW | 2.0kW | 2.6kW | 5.0kW | 1.79 | 1.79 | 1.79 | 2.33 | 4.26 | 5.98 | 11.97 | 12.57 | 1.90 | 1.90 | 1.90 | 2.50 | 4.04 | 6.12 | 12.24 | 12.85 | |
| | 2.0kW | 2.0kW | 2.0kW | 2.6kW | 6.0kW | 1.65 | 1.65 | 1.65 | 2.14 | 5.02 | 6.05 | 12.10 | 13.92 | 1.74 | 1.74 | 1.74 | 2.26 | 5.31 | 6.40 | 12.80 | 14.72 | |
| | 2.0kW | 2.0kW | 2.0kW | 3.5kW | 3.5kW | 1.70 | 1.70 | 1.70 | 3.17 | 3.17 | 5.72 | 11.44 | 12.01 | 1.80 | 1.80 | 1.80 | 3.15 | 3.15 | 5.85 | 11.70 | 12.29 | |
| | 2.0kW | 2.0kW | 2.0kW | 3.5kW | 3.5kW | 1.80 | 1.80 | 1.80 | 3.15 | 3.15 | 5.85 | 11.70 | 13.46 | 1.83 | 1.83 | 1.83 | 3.20 | 3.20 | 5.94 | 11.88 | 13.66 | |
| | 2.0kW | 2.0kW | 2.0kW | 3.5kW | 5.0kW | 1.67 | 1.67 | 1.67 | 2.92 | 4.17 | 6.05 | 12.10 | 13.92 | 1.77 | 1.77 | 1.77 | 3.09 | 4.41 | 6.40 | 12.80 | 14.72 | |
| | 2.0kW | 2.0kW | 2.0kW | 3.5kW | 6.0kW | 1.56 | 1.56 | 1.56 | 2.73 | 4.75 | 6.08 | 12.15 | 13.97 | 1.69 | 1.69 | 1.69 | 2.96 | 5.16 | 6.60 | 13.20 | 15.18 | |
| | 2.0kW | 2.0kW | 2.6kW | 2.6kW | 2.6kW | 1.90 | 1.90 | 2.47 | 2.47 | 2.47 | 5.61 | 11.21 | 11.77 | 2.05 | 2.05 | 2.65 | 2.65 | 2.64 | 6.02 | 12.04 | 12.64 | |
| | 2.0kW | 2.0kW | 2.6kW | 2.6kW | 3.5kW | 1.80 | 1.80 | 2.40 | 2.40 | 3.03 | 5.72 | 11.43 | 12.00 | 1.90 | 1.90 | 2.50 | 2.50 | 3.27 | 6.03 | 12.07 | 12.67 | |
| | 2.0kW | 2.0kW | 2.6kW | 2.6kW | 6.0kW | 1.59 | 1.59 | 2.06 | 2.06 | 4.84 | 6.07 | 12.13 | 13.95 | 1.73 | 1.73 | 2.24 | 2.24 | 5.26 | 6.60 | 13.20 | 15.18 | |
| | 2.0kW | 2.0kW | 2.6kW | 3.5kW | 3.5kW | 1.70 | 1.70 | 2.30 | 2.93 | 2.93 | 5.78 | 11.56 | 12.14 | 1.80 | 1.80 | 2.30 | 3.17 | 3.17 | 6.12 | 12.24 | 12.85 | |
| | 2.0kW | 2.0kW | 2.6kW | 3.5kW | 5.0kW | 1.60 | 1.60 | 2.08 | 2.80 | 4.00 | 6.04 | 12.08 | 13.89 | 1.70 | 1.70 | 2.21 | 2.98 | 4.25 | 6.42 | 12.84 | 14.77 | |
| | 2.0kW | 2.0kW | 2.6kW | 3.5kW | 6.0kW | 1.50 | 1.50 | 1.95 | 2.63 | 4.58 | 6.08 | 12.15 | 13.97 | 1.64 | 1.64 | 2.13 | 2.86 | 4.99 | 6.63 | 13.25 | 15.24 | |
| | 2.0kW | 2.0kW | 3.5kW | 3.5kW | 3.5kW | 1.66 | 1.66 | 2.76 | 2.76 | 2.76 | 5.80 | 11.60 | 12.18 | 1.82 | 1.82 | 3.04 | 3.04 | 3.04 | 6.38 | 12.76 | 13.40 | |
| | 2.0kW | 2.0kW | 3.5kW | 3.5kW | 5.0kW | 1.52 | 1.52 | 2.66 | 2.66 | 3.80 | 6.08 | 12.15 | 13.97 | 1.65 | 1.65 | 2.89 | 2.89 | 4.13 | 6.60 | 13.20 | 15.18 | |
| | 2.0kW | 2.0kW | 3.5kW | 3.5kW | 6.0kW | 1.47 | 1.47 | 2.58 | 2.58 | 4.49 | 6.30 | 12.60 | 14.49 | 1.61 | 1.61 | 2.82 | 2.82 | 4.92 | 6.90 | 13.80 | 15.87 | |
| | 2.0kW | 2.6kW | 2.6kW | 2.6kW | 2.6kW | 1.80 | 2.34 | 2.34 | 2.34 | 2.34 | 5.58 | 11.16 | 11.72 | 1.91 | 2.53 | 2.53 | 2.53 | 2.53 | 6.01 | 12.03 | 12.63 | |
| | 2.0kW | 2.6kW | 2.6kW | 2.6kW | 3.5kW | 1.80 | 2.34 | 2.34 | 2.34 | 3.06 | 5.94 | 11.88 | 12.47 | 1.80 | 2.40 | 2.40 | 2.40 | 2.88 | 5.94 | 11.88 | 12.47 | |
| | 2.0kW | 2.6kW | 2.6kW | 2.6kW | 5.0kW | 1.64 | 2.13 | 2.13 | 2.13 | 4.09 | 6.05 | 12.10 | 13.92 | 1.73 | 2.25 | 2.25 | 2.25 | 4.32 | 6.40 | 12.80 | 14.72 | |
| | 2.0kW | 2.6kW | 2.6kW | 2.6kW | 6.0kW | 1.53 | 1.99 | 1.99 | 1.99 | 4.66 | 6.08 | 12.15 | 13.97 | 1.67 | 2.17 | 2.17 | 2.17 | 5.08 | 6.63 | 13.25 | 15.24 | |
| | 2.0kW | 2.6kW | 2.6kW | 3.5kW | 3.5kW | 1.71 | 2.20 | 2.20 | 2.98 | 2.98 | 6.04 | 12.07 | 12.67 | 1.80 | 2.30 | 2.30 | 3.19 | 3.19 | 6.39 | 12.78 | 13.42 | |
| | 2.0kW | 2.6kW | 3.5kW | 3.5kW | 3.5kW | 1.70 | 2.10 | 2.76 | 2.76 | 2.76 | 6.04 | 12.08 | 12.68 | 1.70 | 2.14 | 3.00 | 3.00 | 3.00 | 6.42 | 12.84 | 13.48 | |
| | 2.6kW | 2.6kW | 2.6kW | 2.6kW | 2.6kW | 2.34 | 2.34 | 2.34 | 2.34 | 2.34 | 5.85 | 11.70 | 12.29 | 2.34 | 2.34 | 2.34 | 2.34 | 2.34 | 5.85 | 11.70 | 12.29 | |
| | 2.6kW | 2.6kW | 2.6kW | 2.6kW | 3.5kW | 2.20 | 2.20 | 2.20 | 2.20 | 2.90 | 5.85 | 11.70 | 12.28 | 2.30 | 2.30 | 2.30 | 2.30 | 3.04 | 6.12 | 12.24 | 12.85 | |
| 2.6kW | 2.6kW | 2.6kW | 2.6kW | 5.0kW | 2.05 | 2.05 | 2.05 | 2.05 | 3.94 | 6.08 | 12.15 | 13.97 | 2.23 | 2.23 | 2.23 | 2.23 | 4.29 | 6.60 | 13.20 | 15.18 | | |
| 2.6kW | 2.6kW | 2.6kW | 2.6kW | 6.0kW | 1.92 | 1.92 | 1.92 | 1.92 | 4.51 | 6.10 | 12.20 | 14.03 | 2.09 | 2.09 | 2.09 | 2.09 | 4.90 | 6.63 | 13.25 | 15.24 | | |
| 2.6kW | 2.6kW | 2.6kW | 3.5kW | 3.5kW | 2.11 | 2.11 | 2.11 | 2.87 | 2.87 | 6.04 | 12.07 | 12.67 | 2.20 | 2.20 | 2.20 | 2.95 | 2.95 | 6.25 | 12.50 | 13.12 | | |
| 2.6kW | 2.6kW | 3.5kW | 3.5kW | 3.5kW | 2.01 | 2.01 | 2.71 | 2.71 | 2.71 | 6.08 | 12.15 | 13.97 | 2.24 | 2.24 | 3.01 | 3.01 | 3.01 | 6.75 | 13.50 | 15.53 | | |

Combination Table

For outdoor unit: MON5H13B

| Indoor Units | 2.0kW | 2.6kW | 3.5 kW | 5.0 kW | 6.0 kW | 7.0kW |
|--------------|-----------|-----------|-----------|-----------|-----------|-----------|
| Wall Mounted | HINRP20MB | HINRP26MB | HINRP35MB | HINRP50MB | HINRP60MB | HINRP70MB |
| Slim Ducted | | DINSD26MB | DINSD35MB | DINSD50MB | | DINSD70MB |

| Indoor Unit Combinations | | | | | | Cooling | | | | | | | Heating | | | | | | | | |
|--------------------------|---------|--------|--------|--------|--------|-----------------------------------|--------|--------|--------|--------|----------------------|-------|---------|-----------------------------------|--------|--------|--------|--------|----------------------|-------|-------|
| Operation | Unit ID | | | | | Capacity of each Indoor Unit (kW) | | | | | System Capacity (kW) | | | Capacity of each Indoor Unit (kW) | | | | | System Capacity (kW) | | |
| | Unit A | Unit B | Unit C | Unit D | Unit E | Room A | Room B | Room C | Room D | Room E | Min | Rated | Max | Room A | Room B | Room C | Room D | Room E | Min | Rated | Max |
| 1 Unit | 2.0kW | | | | | 2.91 | | | | | 1.74 | 2.9 | 3.77 | 2.92 | | | | | 1.75 | 2.92 | 3.80 |
| | 2.6kW | | | | | 3.21 | | | | | 1.93 | 3.21 | 4.17 | 3.31 | | | | | 1.99 | 3.31 | 4.30 |
| | 3.5kW | | | | | 3.69 | | | | | 2.21 | 3.69 | 4.80 | 3.71 | | | | | 2.23 | 3.71 | 4.82 |
| | 5.0kW | | | | | 5.32 | | | | | 3.19 | 5.32 | 6.92 | 5.50 | | | | | 3.30 | 5.5 | 7.15 |
| | 6.0kW | | | | | 6.27 | | | | | 3.76 | 6.27 | 7.52 | 6.34 | | | | | 3.80 | 6.34 | 7.61 |
| | 7.0kW | | | | | 7.21 | | | | | 4.33 | 7.21 | 8.65 | 7.33 | | | | | 4.40 | 7.33 | 8.80 |
| 2 Units | 2.0kW | 2.0kW | | | | 2.30 | 2.30 | | | | 2.76 | 4.60 | 5.98 | 2.40 | 2.40 | | | | 2.88 | 4.80 | 6.24 |
| | 2.0kW | 2.6kW | | | | 2.45 | 2.69 | | | | 3.08 | 5.14 | 6.68 | 2.50 | 2.70 | | | | 3.12 | 5.20 | 6.76 |
| | 2.0kW | 3.5kW | | | | 2.34 | 3.77 | | | | 3.67 | 6.11 | 7.94 | 2.45 | 3.87 | | | | 3.79 | 6.32 | 8.22 |
| | 2.0kW | 5.0kW | | | | 2.30 | 5.60 | | | | 4.74 | 7.90 | 10.27 | 2.43 | 5.68 | | | | 4.87 | 8.11 | 10.54 |
| | 2.0kW | 6.0kW | | | | 2.30 | 5.60 | | | | 4.74 | 7.90 | 10.27 | 2.40 | 5.67 | | | | 4.84 | 8.07 | 10.49 |
| | 2.0kW | 7.0kW | | | | 2.32 | 7.11 | | | | 5.66 | 9.43 | 12.26 | 2.50 | 7.21 | | | | 5.83 | 9.71 | 12.62 |
| | 2.6kW | 2.6kW | | | | 2.78 | 2.78 | | | | 3.34 | 5.56 | 7.23 | 2.90 | 2.90 | | | | 3.48 | 5.80 | 7.54 |
| | 2.6kW | 3.5kW | | | | 2.72 | 3.65 | | | | 3.82 | 6.37 | 8.28 | 2.74 | 3.80 | | | | 3.92 | 6.54 | 8.50 |
| | 2.6kW | 5.0kW | | | | 2.70 | 5.50 | | | | 4.92 | 8.20 | 10.66 | 2.76 | 5.56 | | | | 4.99 | 8.32 | 10.82 |
| | 2.6kW | 6.0kW | | | | 2.68 | 6.40 | | | | 5.45 | 9.08 | 11.80 | 2.76 | 6.54 | | | | 5.58 | 9.30 | 12.09 |
| | 2.6kW | 7.0kW | | | | 2.65 | 7.40 | | | | 6.03 | 10.05 | 13.07 | 2.67 | 7.43 | | | | 6.06 | 10.10 | 13.13 |
| | 3.5kW | 3.5kW | | | | 3.80 | 3.80 | | | | 4.56 | 7.60 | 9.88 | 3.98 | 3.98 | | | | 4.78 | 7.96 | 10.35 |
| | 3.5kW | 5.0kW | | | | 3.74 | 5.40 | | | | 5.48 | 9.14 | 11.88 | 3.89 | 5.60 | | | | 5.69 | 9.49 | 12.34 |
| | 3.5kW | 6.0kW | | | | 3.66 | 6.30 | | | | 4.98 | 9.96 | 11.95 | 3.86 | 6.70 | | | | 6.34 | 10.56 | 13.73 |
| | 3.5kW | 7.0kW | | | | 3.55 | 7.90 | | | | 5.73 | 11.45 | 13.74 | 3.65 | 8.20 | | | | 5.93 | 11.85 | 14.22 |
| | 5.0kW | 5.0kW | | | | 5.80 | 5.80 | | | | 5.80 | 11.60 | 13.92 | 6.10 | 6.10 | | | | 6.10 | 12.20 | 14.64 |
| | 5.0kW | 6.0kW | | | | 5.78 | 6.80 | | | | 6.29 | 12.58 | 15.10 | 5.90 | 6.90 | | | | 6.40 | 12.80 | 15.36 |
| | 5.0kW | 7.0kW | | | | 5.70 | 7.40 | | | | 6.55 | 13.10 | 15.72 | 5.90 | 7.60 | | | | 6.75 | 13.50 | 16.20 |
| 6.0kW | 6.0kW | | | | 6.79 | 6.60 | | | | 6.70 | 13.39 | 16.07 | 6.90 | 6.70 | | | | 6.80 | 13.60 | 16.32 | |
| 6.0kW | 7.0kW | | | | 6.60 | 7.80 | | | | 7.20 | 14.40 | 17.28 | 6.65 | 7.89 | | | | 7.27 | 14.54 | 17.45 | |
| 7.0kW | 7.0kW | | | | 7.30 | 7.30 | | | | 7.30 | 14.60 | 17.52 | 7.34 | 7.34 | | | | 7.34 | 14.68 | 17.62 | |
| 3 Units | 2.0kW | 2.0kW | 2.0kW | | | 2.23 | 2.23 | 2.23 | | | 3.35 | 6.69 | 8.03 | 2.50 | 2.50 | 2.50 | | | 3.75 | 7.50 | 9.00 |
| | 2.0kW | 2.0kW | 2.6kW | | | 2.22 | 2.22 | 2.89 | | | 4.40 | 7.33 | 9.53 | 2.54 | 2.54 | 2.80 | | | 4.73 | 7.88 | 10.24 |
| | 2.0kW | 2.0kW | 3.5kW | | | 2.20 | 2.20 | 3.68 | | | 4.85 | 8.08 | 10.50 | 2.54 | 2.54 | 3.75 | | | 5.30 | 8.83 | 11.48 |
| | 2.0kW | 2.0kW | 5.0kW | | | 2.20 | 2.20 | 5.70 | | | 6.06 | 10.10 | 13.13 | 2.52 | 2.52 | 5.60 | | | 6.38 | 10.64 | 13.83 |
| | 2.0kW | 2.0kW | 6.0kW | | | 2.21 | 2.21 | 6.60 | | | 6.61 | 11.02 | 14.33 | 2.52 | 2.52 | 6.40 | | | 6.86 | 11.44 | 14.87 |
| | 2.0kW | 2.0kW | 7.0kW | | | 2.20 | 2.20 | 7.30 | | | 7.02 | 11.70 | 15.21 | 2.52 | 2.52 | 7.30 | | | 7.40 | 12.34 | 16.04 |
| | 2.0kW | 2.6kW | 2.6kW | | | 2.20 | 2.70 | 2.70 | | | 4.56 | 7.60 | 9.88 | 2.50 | 2.60 | 2.70 | | | 4.68 | 7.80 | 10.14 |
| | 2.0kW | 2.6kW | 3.5kW | | | 2.20 | 2.68 | 3.67 | | | 5.13 | 8.55 | 11.12 | 2.43 | 2.65 | 3.56 | | | 5.18 | 8.64 | 11.23 |
| | 2.0kW | 2.6kW | 5.0kW | | | 2.20 | 2.68 | 5.30 | | | 6.11 | 10.18 | 13.23 | 2.34 | 2.65 | 5.30 | | | 6.17 | 10.29 | 13.38 |
| | 2.0kW | 2.6kW | 6.0kW | | | 2.20 | 2.66 | 6.50 | | | 6.82 | 11.36 | 14.77 | 2.34 | 2.65 | 6.20 | | | 6.71 | 11.19 | 14.55 |
| | 2.0kW | 2.6kW | 7.0kW | | | 2.20 | 2.65 | 7.20 | | | 7.23 | 12.05 | 15.67 | 2.30 | 2.63 | 7.20 | | | 7.28 | 12.13 | 15.77 |
| | 2.0kW | 3.5kW | 3.5kW | | | 2.16 | 3.54 | 3.55 | | | 5.55 | 9.25 | 12.03 | 2.30 | 3.40 | 3.40 | | | 5.46 | 9.10 | 11.83 |
| | 2.0kW | 3.5kW | 5.0kW | | | 2.20 | 2.50 | 5.40 | | | 6.06 | 10.10 | 13.13 | 2.32 | 3.65 | 5.32 | | | 6.77 | 11.29 | 14.68 |
| | 2.0kW | 3.5kW | 6.0kW | | | 2.20 | 3.60 | 6.40 | | | 7.32 | 12.20 | 15.86 | 2.23 | 3.53 | 6.35 | | | 7.27 | 12.11 | 15.74 |
| | 2.0kW | 3.5kW | 7.0kW | | | 2.15 | 3.53 | 7.20 | | | 7.73 | 12.88 | 16.74 | 2.23 | 3.53 | 7.40 | | | 7.90 | 13.16 | 17.11 |
| | 2.0kW | 5.0kW | 5.0kW | | | 2.15 | 5.30 | 5.30 | | | 7.65 | 12.75 | 16.58 | 2.43 | 5.30 | 5.30 | | | 7.82 | 13.03 | 16.94 |
| | 2.0kW | 5.0kW | 6.0kW | | | 2.14 | 5.30 | 6.40 | | | 8.30 | 13.84 | 17.99 | 2.30 | 5.30 | 6.23 | | | 8.30 | 13.83 | 17.98 |
| | 2.0kW | 5.0kW | 7.0kW | | | 2.14 | 5.30 | 7.20 | | | 8.78 | 14.64 | 19.03 | 2.30 | 5.34 | 7.32 | | | 8.98 | 14.96 | 19.45 |
| | 2.0kW | 6.0kW | 6.0kW | | | 2.13 | 6.36 | 6.36 | | | 8.91 | 14.85 | 19.31 | 2.40 | 6.32 | 6.32 | | | 9.02 | 15.04 | 19.55 |
| | 2.0kW | 6.0kW | 7.0kW | | | 2.13 | 6.30 | 7.20 | | | 9.38 | 15.63 | 20.32 | 2.30 | 6.34 | 7.23 | | | 9.52 | 15.87 | 20.63 |
| | 2.0kW | 7.0kW | 7.0kW | | | 2.12 | 7.20 | 7.20 | | | 9.91 | 16.52 | 21.48 | 2.20 | 7.30 | 7.30 | | | 10.08 | 16.80 | 21.84 |
| | 2.6kW | 2.6kW | 2.6kW | | | 2.70 | 2.70 | 2.70 | | | 4.86 | 8.10 | 10.53 | 2.65 | 2.65 | 2.65 | | | 4.77 | 7.95 | 10.34 |
| | 2.6kW | 2.6kW | 3.5kW | | | 2.68 | 2.68 | 3.70 | | | 5.44 | 9.06 | 11.78 | 2.68 | 2.68 | 3.63 | | | 5.39 | 8.99 | 11.69 |
| | 2.6kW | 2.6kW | 5.0kW | | | 2.68 | 2.68 | 5.30 | | | 6.40 | 10.66 | 13.86 | 2.67 | 2.67 | 5.40 | | | 6.44 | 10.74 | 13.96 |
| 2.6kW | 2.6kW | 6.0kW | | | 2.65 | 2.65 | 6.30 | | | 6.96 | 11.60 | 15.08 | 2.67 | 2.67 | 6.40 | | | 7.04 | 11.74 | 15.26 | |
| 2.6kW | 2.6kW | 7.0kW | | | 2.65 | 2.65 | 7.20 | | | 7.50 | 12.50 | 16.25 | 2.54 | 2.54 | 7.30 | | | 7.43 | 12.38 | 16.09 | |
| 2.6kW | 3.5kW | 3.5kW | | | 2.64 | 3.53 | 3.53 | | | 5.82 | 9.70 | 12.61 | 2.64 | 3.56 | 3.56 | | | 5.86 | 9.76 | 12.69 | |



Rinnai Australia Pty Ltd

ABN 74 005 138 769

100 Atlantic Drive,
Keysborough, Victoria 3173

For further information
call 1300 555 545 or visit
rinnai.com.au

Rinnai